

Scaled data based on original data using  
LM-79-08 Approved Method: Electrical and Photometric Measurements of Solid-  
State Lighting Products

Test Report Prepared for  
Cooper Lighting Solutions  
(formerly Eaton)

Brand: McGRAW-EDISON

Report Number: P228114

Luminaire Tested: **ISS-AF-1000-LED-E1-SL2-7030**

Issue Date: 3/3/2020

**Test Information**

Test Method: LM-79-08  
Report Number: P228114  
TEST IS SCALED FROM IESNA LM-79-08 TEST DATA (P29761)  
Test Lab: INNOVATION CENTER-P2  
Issue Date: 3/3/2020  
Manufacturer: COOPER LIGHTING SOLUTIONS (FORMERLY EATON)  
Product Line: MCGRAW-EDISON  
Catalog Number: ISS-AF-1000-LED-E1-SL2-7030  
Description: IMPACT ELITE LED QUATER SPHERE LUMINAIRE  
LIGHT SQUARE WITH ACCULED OPTICS-TYPE II W/SPILL CONTROL  
Light Source: (16) 3000K CCT, 70 CRI LEDs  
Ballast/Driver: ELECTRONIC DRIVER

**Summary**

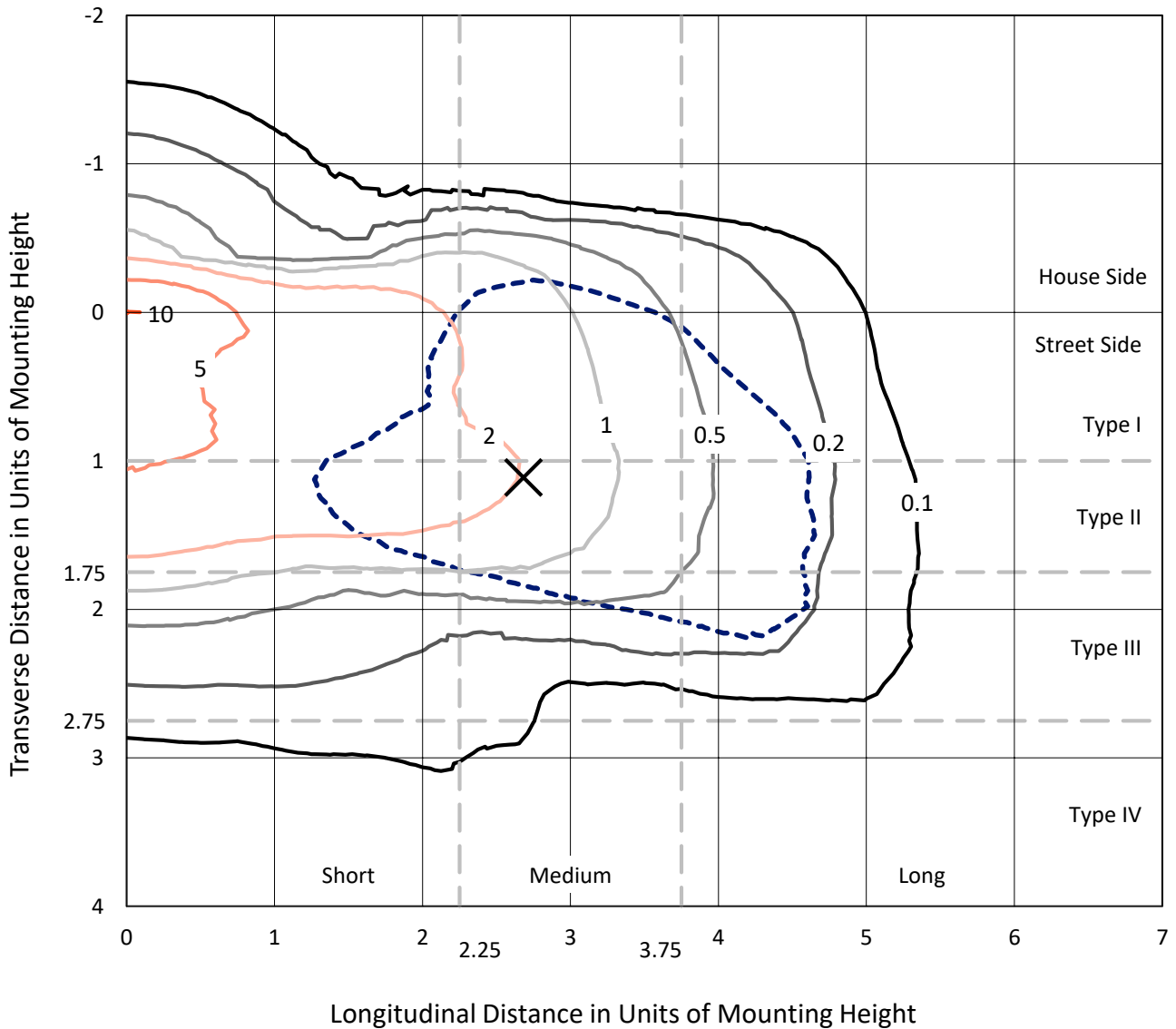
Lumens per Lamp: N/A  
Luminaire Lumens: 4842 lumens  
Efficiency: N/A  
Efficacy: 88.7 lumens/watt  
Luminous Opening: Rectangular (W 0.5' x L: 0.5' x H: 0')  
IES Classification: Type III - Medium - Non-Cutoff  
BUG Rating: B1 - U0 - G2  
  
Input Watts (W): 54.6  
Input Voltage (V): 120  
Input Current (Ain): NR  
Voltage Rise (V): NR  
Power Factor: NR  
Total Harmonic Distortion (THDi): NR  
Frequency (hertz): 60  
Stabilization Time: NR  
Operation Time: NR  
Ambient Temperature (°C): NR  
Test Distance: 25 FT



REPORT NUMBER: P228114  
 CATALOG NUMBER: ISS-AF-1000-LED-E1-SL2-7030

### Iso-Footcandle Lines of Horizontal Illumination

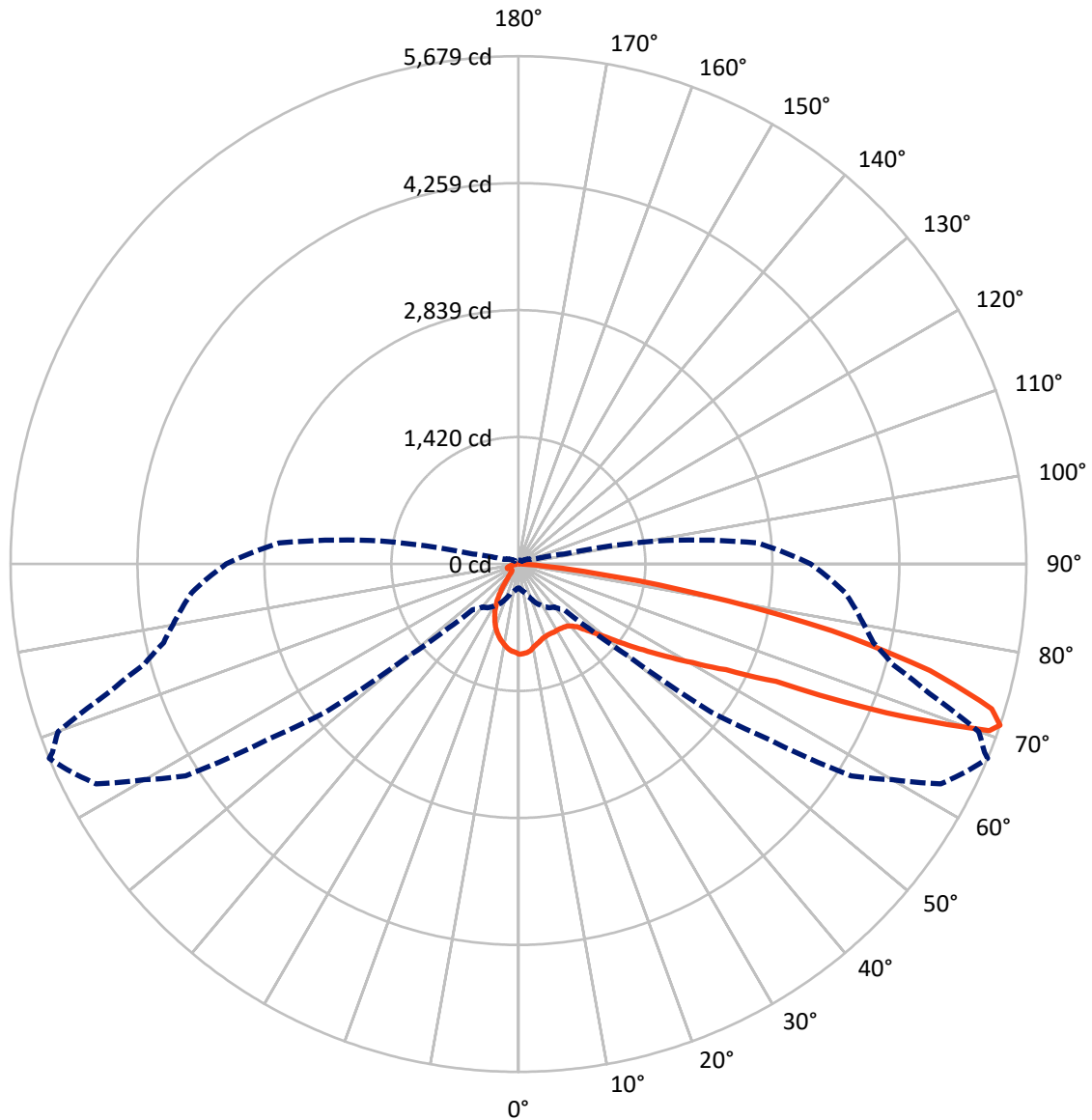
× Max cd  
 - - - 1/2 Max cd



Based on 10 foot mounting height. Maximum calculated value = 10.1 fc  
 Type III - Medium - Non-Cutoff

REPORT NUMBER: P228114  
CATALOG NUMBER: ISS-AF-1000-LED-E1-SL2-7030

### Luminous Intensity Polar Plot



— Vertical Plane Through 67.5-Deg Lateral    - - - Horizontal Cone Through 71-Deg Vertical

REPORT NUMBER: P228114

CATALOG NUMBER: ISS-AF-1000-LED-E1-SL2-7030

**FLUX DISTRIBUTION:**

		Downward	Upward	Total
<b>House Side</b>	Lumens	815.9	0.0	815.9
	% Fixture	16.9	0.0	16.9
<b>Street Side</b>	Lumens	4026.1	0.0	4026.1
	% Fixture	83.1	0.0	83.1
<b>Total</b>	Lumens	4842.0	0.0	4842.0
	% Fixture	100.0	0.0	100.0

**Coefficient of Utilization**

**ZONAL LUMENS:**

Zone	Lumens	% Fixture
0°-10°	88.0	1.8
10°-20°	210.6	4.4
20°-30°	286.4	5.9
30°-40°	391.5	8.1
40°-50°	589.9	12.2
50°-60°	934.9	19.3
60°-70°	1237.7	25.6
70°-80°	986.0	20.4
80°-90°	116.9	2.4
90°-100°	0.0	0.0
100°-110°	0.0	0.0
110°-120°	0.0	0.0
120°-130°	0.0	0.0
130°-140°	0.0	0.0
140°-150°	0.0	0.0
150°-160°	0.0	0.0
160°-170°	0.0	0.0
170°-180°	0.0	0.0
0°-90°	4842.0	100.0
0°-180°	4842.0	100.0



REPORT NUMBER: P228114

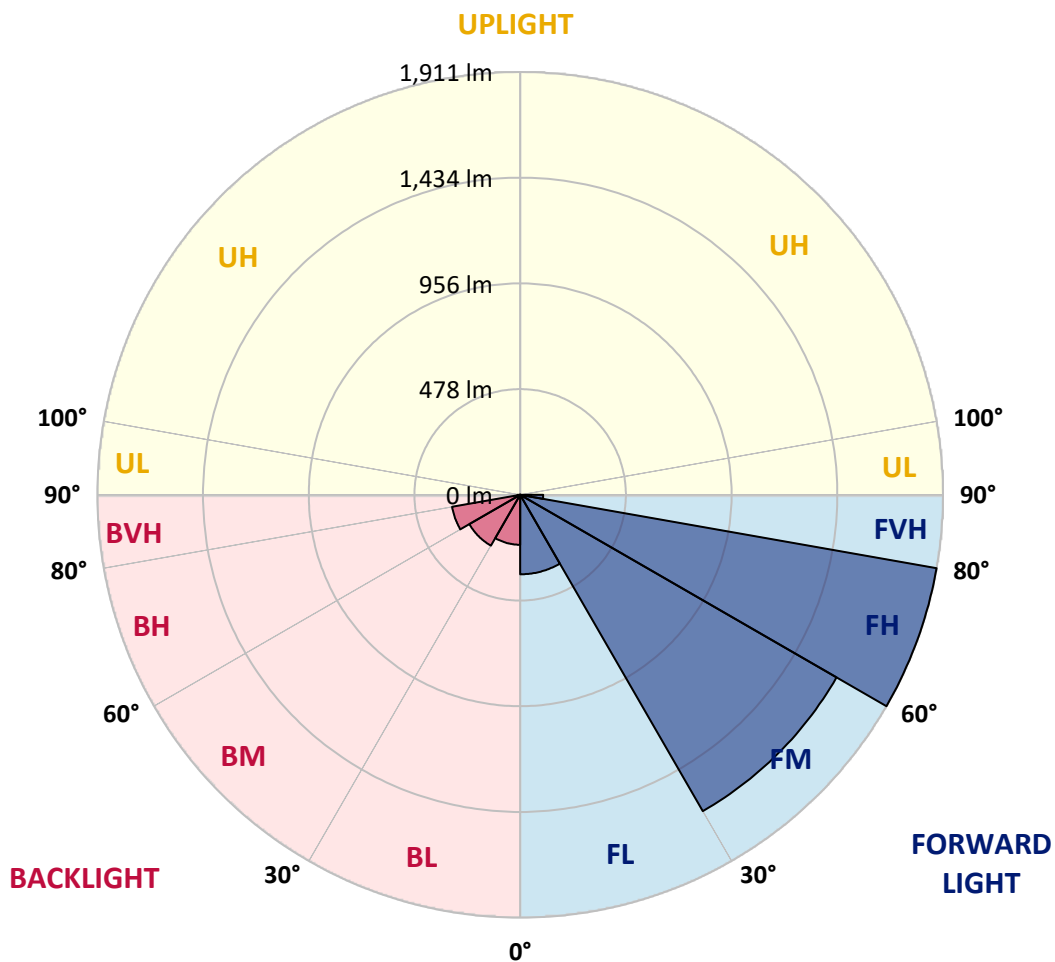
CATALOG NUMBER: ISS-AF-1000-LED-E1-SL2-7030

**LUMINAIRE CLASSIFICATION SYSTEM LUMEN TABLE AND BUG RATING:**

Zone	Lumens	% Fixture	Zone Rating/Lumen Limit		
			B	U	G
FL (0°-30°)	359.3	7.4			
FM (30°-60°)	1651.2	34.1			
FH (60°-80°)	1911.4	39.5			G2/5000
FVH (80°-90°)	104.2	2.2			G2/225
BL (0°-30°)	225.9	4.7	B1/500		
BM (30°-60°)	265.1	5.5	B1/1000		
BH (60°-80°)	312.3	6.4	B1/500		G1/500
BVH (80°-90°)	12.6	0.3			G1/100
UL (90°-100°)	0.0	0.0		U0/0	
UH (100°-180°)	0.0	0.0		U0/0	

**BUG Rating: B1-U0-G2**

Type III Medium





REPORT NUMBER: P228114

CATALOG NUMBER: ISS-AF-1000-LED-E1-SL2-7030

**CANDELA DISTRIBUTION (FULL):**

	0°	5°	15°	25°	35°	37.5°	40°	42.5°	45°	47.5°	50°
0°	1009.0	1009.0	1009.0	1009.0	1009.0	1009.0	1009.0	1009.0	1009.0	1009.0	1009.0
2.5°	990.4	987.0	987.0	992.1	1000.6	993.8	998.9	998.9	1000.6	1005.6	1007.3
5°	917.7	911.0	917.7	924.5	943.1	939.7	944.8	949.9	960.0	961.7	975.2
7.5°	851.8	848.5	853.5	867.0	890.7	883.9	890.7	897.5	909.3	914.4	927.9
10°	801.1	796.1	802.8	813.0	836.6	834.9	838.3	846.8	860.3	863.7	880.6
12.5°	763.9	763.9	767.3	780.8	801.1	799.4	809.6	814.6	826.5	829.9	848.5
15°	745.4	740.3	747.0	758.9	779.2	779.2	785.9	791.0	807.9	809.6	826.5
17.5°	728.5	730.1	731.8	745.4	763.9	760.6	769.0	772.4	791.0	787.6	807.9
20°	728.5	731.8	730.1	738.6	752.1	745.4	755.5	757.2	777.5	772.4	794.4
22.5°	748.7	752.1	747.0	745.4	750.4	745.4	750.4	753.8	769.0	765.6	785.9
25°	784.2	791.0	784.2	772.4	767.3	753.8	757.2	762.3	774.1	765.6	784.2
27.5°	840.0	845.1	833.2	821.4	797.7	782.5	777.5	775.8	789.3	775.8	791.0
30°	904.2	911.0	900.8	878.9	845.1	819.7	809.6	804.5	813.0	792.7	807.9
32.5°	973.5	980.3	973.5	956.6	911.0	873.8	860.3	848.5	855.2	828.2	834.9
35°	1044.5	1051.3	1058.0	1047.9	988.7	946.5	924.5	914.4	912.7	878.9	880.6
37.5°	1107.0	1113.8	1135.8	1145.9	1091.8	1034.4	1014.1	992.1	993.8	946.5	946.5
40°	1183.1	1191.6	1220.3	1243.9	1208.5	1139.2	1115.5	1091.8	1091.8	1029.3	1031.0
42.5°	1286.2	1296.3	1314.9	1347.0	1335.2	1264.2	1238.9	1206.8	1210.1	1135.8	1134.1
45°	1431.6	1438.3	1438.3	1458.6	1460.3	1392.7	1375.8	1343.7	1350.4	1255.8	1260.8
47.5°	1620.8	1612.4	1578.6	1590.4	1603.9	1533.0	1517.8	1497.5	1505.9	1404.5	1414.7
50°	1796.6	1789.9	1720.6	1723.9	1773.0	1700.3	1695.2	1669.9	1681.7	1580.3	1595.5
52.5°	1862.5	1850.7	1781.4	1818.6	1955.5	1914.9	1923.4	1911.6	1918.3	1810.1	1806.8
55°	1788.2	1788.2	1745.9	1813.5	2092.4	2114.4	2183.7	2210.7	2239.4	2131.3	2107.6
57.5°	1582.0	1595.5	1602.3	1722.3	2070.4	2165.1	2296.9	2411.8	2558.9	2552.1	2587.6
60°	1240.6	1264.2	1303.1	1499.2	1975.8	2131.3	2302.0	2474.4	2677.2	2807.3	3000.0
62.5°	870.4	890.7	922.8	1058.0	1700.3	1967.3	2214.1	2479.4	2738.0	2942.5	3196.1
65°	591.6	611.8	679.4	753.8	1025.9	1414.7	1791.6	2231.0	2624.8	3005.1	3346.5
67.5°	425.9	437.7	490.1	615.2	682.8	753.8	894.1	1411.3	1896.3	2662.0	3160.6
70°	319.4	331.3	378.6	517.2	600.0	618.6	652.4	743.7	867.0	1495.8	2149.9
71°	267.0	283.9	341.4	486.8	596.6	611.8	627.0	681.1	721.7	1058.0	1595.5
72.5°	187.6	199.4	253.5	449.6	573.0	608.5	643.9	642.3	638.9	721.7	965.1
75°	120.0	120.0	120.0	253.5	611.8	589.9	603.4	676.1	638.9	606.8	635.5
77.5°	94.6	93.0	87.9	126.8	478.3	598.3	633.8	652.4	687.9	633.8	605.1
80°	71.0	69.3	69.3	79.4	221.4	387.0	535.8	594.9	620.3	674.4	615.2
82.5°	37.2	37.2	40.6	47.3	82.8	135.2	277.2	456.3	510.4	513.8	518.9
85°	11.8	10.1	13.5	22.0	35.5	43.9	77.7	184.2	273.8	331.3	349.9
87.5°	0.0	0.0	0.0	0.0	0.0	0.0	0.0	5.1	6.8	11.8	15.2
90°	0.0	0.0	0.0	0.0	0.0	0.0	0.0	0.0	0.0	0.0	0.0



REPORT NUMBER: P228114

CATALOG NUMBER: ISS-AF-1000-LED-E1-SL2-7030

**CANDELA DISTRIBUTION (continued):**

	52.5°	55°	57.5°	60°	62.5°	65°	67.5°	68°	70°	72.5°	75°
0°	1009.0	1009.0	1009.0	1009.0	1009.0	1009.0	1009.0	1009.0	1009.0	1009.0	1009.0
2.5°	1002.3	1009.0	1003.9	1010.7	1002.3	1012.4	1003.9	1009.0	1010.7	1003.9	1012.4
5°	966.8	987.0	980.3	995.5	988.7	1002.3	995.5	1009.0	1009.0	1003.9	1015.8
7.5°	922.8	943.1	944.8	960.0	960.0	976.9	976.9	990.4	997.2	997.2	1014.1
10°	878.9	897.5	900.8	917.7	921.1	941.4	941.4	960.0	973.5	978.6	998.9
12.5°	845.1	868.7	868.7	887.3	883.9	914.4	917.7	934.7	948.2	960.0	987.0
15°	824.8	846.8	846.8	865.4	862.0	892.4	897.5	914.4	934.7	941.4	978.6
17.5°	804.5	826.5	821.4	846.8	845.1	878.9	875.5	900.8	917.7	927.9	970.1
20°	787.6	813.0	809.6	834.9	828.2	865.4	865.4	890.7	907.6	916.1	965.1
22.5°	779.2	806.2	799.4	824.8	819.7	856.9	856.9	882.3	900.8	914.4	963.4
25°	779.2	802.8	796.1	824.8	816.3	856.9	855.2	880.6	899.2	911.0	965.1
27.5°	782.5	806.2	801.1	828.2	821.4	856.9	860.3	882.3	900.8	914.4	968.5
30°	794.4	816.3	804.5	829.9	824.8	858.6	856.9	880.6	899.2	916.1	968.5
32.5°	819.7	831.6	816.3	838.3	828.2	862.0	862.0	878.9	900.8	921.1	968.5
35°	855.2	863.7	840.0	855.2	836.6	870.4	868.7	887.3	904.2	921.1	971.8
37.5°	905.9	916.1	878.9	892.4	862.0	889.0	882.3	904.2	921.1	931.3	988.7
40°	982.0	985.4	936.3	946.5	904.2	927.9	911.0	941.4	949.9	956.6	1014.1
42.5°	1074.9	1078.3	1015.8	1022.5	968.5	988.7	960.0	992.1	1003.9	1002.3	1064.8
45°	1189.9	1191.6	1120.6	1125.6	1063.1	1080.0	1044.5	1071.6	1080.0	1074.9	1139.2
47.5°	1314.9	1328.5	1249.0	1255.8	1189.9	1198.3	1154.4	1184.8	1184.8	1179.7	1245.6
50°	1480.6	1500.8	1407.9	1418.0	1342.0	1348.7	1298.0	1330.1	1326.8	1313.2	1387.6
52.5°	1686.8	1705.4	1607.3	1620.8	1539.7	1543.1	1480.6	1517.8	1507.6	1485.6	1571.8
55°	1938.6	1940.3	1849.0	1860.8	1779.7	1774.7	1696.9	1742.5	1727.3	1696.9	1776.3
57.5°	2342.5	2293.5	2143.1	2139.7	2051.8	2045.1	1945.4	2001.1	1975.8	1911.6	2016.3
60°	2993.2	3008.5	2624.8	2565.6	2401.7	2371.3	2239.4	2303.7	2273.2	2168.5	2271.6
62.5°	3360.0	3601.7	3578.0	3365.1	2942.5	2827.6	2604.5	2680.6	2601.1	2447.3	2543.7
65°	3632.1	3960.0	4149.3	4353.8	4164.5	3694.7	3167.3	3273.8	3079.4	2787.0	2880.0
67.5°	3733.5	4129.0	4527.9	4818.6	5016.3	5051.8	4441.7	4470.4	3992.1	3407.3	3419.2
70°	3202.8	3785.9	4566.8	4935.2	5327.3	5520.0	5584.2	5553.8	5244.5	4416.3	4100.3
71°	2714.4	3420.9	4411.3	4822.0	5324.0	5509.9	5678.9	5621.4	5477.8	4816.9	4331.8
72.5°	1838.9	2726.2	3956.6	4477.2	5146.5	5281.7	5535.2	5433.8	5403.4	5116.1	4548.2
75°	865.4	1358.9	2574.1	3361.7	4355.5	4485.6	4751.0	4625.9	4546.5	4644.5	4326.8
77.5°	637.2	742.0	1413.0	2089.0	3167.3	3351.6	3579.7	3425.9	3324.5	3422.5	3201.1
80°	579.7	583.1	731.8	1102.0	1889.6	1999.4	2085.6	1960.6	1806.8	1800.0	1595.5
82.5°	534.1	505.4	474.9	583.1	968.5	921.1	851.8	789.3	613.5	491.8	354.9
85°	339.7	371.8	338.0	319.4	385.4	317.7	251.8	241.7	170.7	114.9	106.5
87.5°	23.7	27.0	32.1	37.2	45.6	37.2	23.7	28.7	16.9	0.0	8.5
90°	0.0	0.0	0.0	0.0	0.0	0.0	0.0	0.0	0.0	0.0	0.0





REPORT NUMBER: P228114

CATALOG NUMBER: ISS-AF-1000-LED-E1-SL2-7030

**CANDELA DISTRIBUTION (continued):**

	77.5°	80°	85°	90°	95°	100°	102.5°	105°	107.5°	110°	112.5°
0°	1009.0	1009.0	1009.0	1009.0	1009.0	1009.0	1009.0	1009.0	1009.0	1009.0	1009.0
2.5°	1000.6	1009.0	1012.4	1010.7	1007.3	1003.9	992.1	1000.6	988.7	997.2	987.0
5°	1005.6	1017.5	1019.2	1015.8	1012.4	1005.6	985.4	997.2	983.7	990.4	975.2
7.5°	1003.9	1022.5	1024.2	1020.8	1014.1	1002.3	982.0	990.4	968.5	973.5	953.2
10°	995.5	1022.5	1024.2	1015.8	1005.6	987.0	963.4	966.8	944.8	944.8	917.7
12.5°	987.0	1019.2	1027.6	1015.8	998.9	973.5	946.5	943.1	917.7	916.1	885.6
15°	987.0	1022.5	1034.4	1019.2	993.8	958.3	926.2	919.4	890.7	882.3	848.5
17.5°	985.4	1022.5	1039.4	1019.2	988.7	943.1	902.5	895.8	858.6	845.1	806.2
20°	983.7	1025.9	1042.8	1015.8	973.5	924.5	878.9	865.4	824.8	802.8	757.2
22.5°	982.0	1032.7	1046.2	1012.4	963.4	900.8	853.5	829.9	782.5	753.8	699.7
25°	990.4	1041.1	1047.9	1009.0	948.2	875.5	824.8	792.7	740.3	703.1	638.9
27.5°	993.8	1049.6	1051.3	1002.3	929.6	848.5	794.4	750.4	691.3	645.6	573.0
30°	1003.9	1051.3	1046.2	988.7	907.6	814.6	758.9	704.8	638.9	579.7	493.5
32.5°	1007.3	1056.3	1042.8	973.5	885.6	780.8	718.3	655.8	576.3	507.0	402.3
35°	1014.1	1059.7	1039.4	965.1	862.0	745.4	676.1	605.1	513.8	425.9	305.9
37.5°	1024.2	1074.9	1047.9	961.7	850.1	714.9	628.7	552.7	439.4	336.3	202.8
40°	1049.6	1105.4	1063.1	966.8	841.7	689.6	583.1	498.6	354.9	248.5	140.3
42.5°	1100.3	1157.7	1102.0	992.1	846.8	667.6	535.8	441.1	268.7	177.5	116.6
45°	1176.3	1225.4	1166.2	1034.4	867.0	655.8	491.8	382.0	192.7	142.0	106.5
47.5°	1287.9	1335.2	1260.8	1102.0	902.5	650.7	446.2	319.4	148.7	128.5	103.1
50°	1434.9	1490.7	1397.7	1208.5	968.5	655.8	397.2	260.3	130.1	125.1	101.4
52.5°	1615.8	1669.9	1576.9	1365.6	1076.6	684.5	344.8	226.5	123.4	123.4	99.7
55°	1820.3	1896.3	1805.1	1583.7	1243.9	747.0	312.7	214.6	123.4	125.1	98.0
57.5°	2062.0	2126.2	2045.1	1793.2	1445.1	850.1	316.1	226.5	123.4	125.1	96.3
60°	2298.6	2378.0	2285.1	2060.3	1674.9	1005.6	385.4	287.3	128.5	130.1	96.3
62.5°	2545.4	2606.2	2530.1	2293.5	1935.2	1198.3	523.9	415.8	148.7	153.8	103.1
65°	2815.8	2915.5	2836.1	2641.7	2303.7	1505.9	787.6	623.7	219.7	179.2	113.2
67.5°	3284.0	3324.5	3285.6	3108.2	2734.7	1759.4	938.0	633.8	219.7	174.1	126.8
70°	3917.8	3826.5	3652.4	3321.1	2780.3	1578.6	672.7	387.0	187.6	165.6	133.5
71°	4064.8	3924.5	3667.6	3268.7	2685.6	1424.8	522.3	305.9	175.8	162.3	133.5
72.5°	4154.4	3944.8	3556.1	3114.9	2499.7	1122.3	344.8	240.0	160.6	153.8	128.5
75°	4037.8	3650.7	3140.3	2695.8	2046.8	583.1	216.3	182.5	136.9	133.5	111.5
77.5°	3206.2	2866.5	2317.2	1958.9	1316.6	258.6	155.5	138.6	108.2	104.8	86.2
80°	1495.8	1200.0	703.1	603.4	414.1	152.1	106.5	94.6	77.7	74.4	60.8
82.5°	272.1	204.5	158.9	153.8	138.6	89.6	62.5	57.5	49.0	47.3	38.9
85°	93.0	89.6	67.6	67.6	69.3	47.3	35.5	33.8	25.4	25.4	16.9
87.5°	1.7	8.5	8.5	11.8	10.1	8.5	3.4	5.1	1.7	5.1	0.0
90°	0.0	0.0	0.0	0.0	0.0	0.0	0.0	0.0	0.0	0.0	0.0



REPORT NUMBER: P228114

CATALOG NUMBER: ISS-AF-1000-LED-E1-SL2-7030

**CANDELA DISTRIBUTION (continued):**

	115°	117.5°	120°	122.5°	125°	127.5°	130°	135°	145°	155°	165°
0°	1009.0	1009.0	1009.0	1009.0	1009.0	1009.0	1009.0	1009.0	1009.0	1009.0	1009.0
2.5°	995.5	982.0	993.8	982.0	988.7	975.2	983.7	978.6	978.6	973.5	970.1
5°	980.3	963.4	971.8	958.3	965.1	944.8	949.9	941.4	924.5	914.4	900.8
7.5°	958.3	933.0	939.7	919.4	924.5	897.5	902.5	887.3	855.2	834.9	814.6
10°	919.4	895.8	897.5	872.1	870.4	843.4	838.3	818.0	770.7	736.9	709.9
12.5°	880.6	853.5	850.1	819.7	814.6	782.5	775.8	743.7	674.4	608.5	566.2
15°	840.0	806.2	796.1	763.9	745.4	718.3	699.7	652.4	552.7	466.5	410.7
17.5°	794.4	750.4	735.2	698.0	671.0	630.4	603.4	539.2	410.7	317.7	278.9
20°	735.2	687.9	660.8	613.5	578.0	529.0	495.2	412.4	273.8	226.5	221.4
22.5°	669.3	613.5	579.7	520.6	476.6	424.2	370.1	278.9	194.4	184.2	191.0
25°	600.0	530.7	486.8	414.1	354.9	294.1	243.4	185.9	158.9	157.2	167.3
27.5°	517.2	437.7	375.2	289.0	234.9	187.6	165.6	147.0	135.2	136.9	147.0
30°	425.9	322.8	256.9	180.8	157.2	136.9	133.5	126.8	121.7	125.1	131.8
32.5°	317.7	206.2	165.6	130.1	128.5	116.6	120.0	116.6	114.9	116.6	121.7
35°	214.6	136.9	130.1	111.5	114.9	106.5	111.5	109.9	108.2	108.2	111.5
37.5°	148.7	113.2	116.6	103.1	108.2	101.4	106.5	104.8	103.1	101.4	103.1
40°	123.4	103.1	108.2	98.0	103.1	96.3	101.4	99.7	98.0	94.6	94.6
42.5°	113.2	98.0	103.1	93.0	99.7	91.3	98.0	94.6	91.3	87.9	89.6
45°	109.9	94.6	99.7	89.6	96.3	87.9	93.0	91.3	84.5	82.8	84.5
47.5°	106.5	93.0	98.0	87.9	93.0	84.5	89.6	86.2	79.4	77.7	79.4
50°	104.8	89.6	94.6	84.5	89.6	82.8	86.2	82.8	76.1	74.4	74.4
52.5°	103.1	87.9	93.0	81.1	86.2	76.1	81.1	77.7	71.0	69.3	69.3
55°	103.1	86.2	89.6	77.7	82.8	72.7	76.1	72.7	69.3	65.9	65.9
57.5°	101.4	82.8	87.9	74.4	77.7	69.3	72.7	69.3	64.2	62.5	62.5
60°	101.4	81.1	86.2	72.7	76.1	65.9	69.3	65.9	60.8	59.2	59.2
62.5°	106.5	84.5	87.9	74.4	76.1	65.9	67.6	62.5	57.5	57.5	55.8
65°	116.6	94.6	94.6	77.7	77.7	65.9	67.6	60.8	54.1	54.1	54.1
67.5°	126.8	104.8	103.1	82.8	81.1	65.9	65.9	57.5	50.7	50.7	50.7
70°	133.5	109.9	106.5	84.5	81.1	64.2	62.5	54.1	47.3	47.3	47.3
71°	131.8	109.9	104.8	82.8	77.7	60.8	60.8	52.4	45.6	45.6	43.9
72.5°	125.1	103.1	98.0	77.7	74.4	57.5	57.5	49.0	42.3	42.3	40.6
75°	106.5	87.9	82.8	65.9	62.5	50.7	49.0	40.6	37.2	35.5	35.5
77.5°	82.8	69.3	64.2	52.4	50.7	40.6	38.9	33.8	30.4	30.4	28.7
80°	59.2	49.0	45.6	35.5	32.1	27.0	28.7	25.4	23.7	23.7	22.0
82.5°	35.5	25.4	25.4	20.3	22.0	16.9	18.6	18.6	16.9	13.5	13.5
85°	18.6	11.8	15.2	8.5	11.8	5.1	8.5	6.8	6.8	5.1	5.1
87.5°	3.4	0.0	1.7	0.0	1.7	0.0	0.0	0.0	0.0	0.0	0.0
90°	0.0	0.0	0.0	0.0	0.0	0.0	0.0	0.0	0.0	0.0	0.0

REPORT NUMBER: P228114

CATALOG NUMBER: ISS-AF-1000-LED-E1-SL2-7030

**CANDELA DISTRIBUTION (continued):**

	175°	180°
0°	1009.0	1009.0
2.5°	960.0	961.7
5°	894.1	897.5
7.5°	799.4	804.5
10°	686.2	689.6
12.5°	540.8	540.8
15°	378.6	382.0
17.5°	265.4	267.0
20°	223.1	224.8
22.5°	199.4	201.1
25°	177.5	179.2
27.5°	153.8	155.5
30°	138.6	140.3
32.5°	125.1	126.8
35°	113.2	113.2
37.5°	104.8	104.8
40°	96.3	96.3
42.5°	91.3	91.3
45°	86.2	86.2
47.5°	81.1	81.1
50°	76.1	77.7
52.5°	71.0	71.0
55°	65.9	65.9
57.5°	60.8	62.5
60°	57.5	57.5
62.5°	54.1	54.1
65°	52.4	52.4
67.5°	49.0	49.0
70°	45.6	45.6
71°	43.9	43.9
72.5°	40.6	40.6
75°	35.5	33.8
77.5°	28.7	28.7
80°	22.0	20.3
82.5°	13.5	11.8
85°	5.1	3.4
87.5°	0.0	0.0
90°	0.0	0.0

(END OF REPORT)